



優必克科技股份有限公司
UBIQ Technology Co., Ltd.

330桃園市桃園區大業路一段18號6樓之1

6F.-1, No.18, Sec. 1, Daye Rd., Taoyuan Dist., Taoyuan City 330, Taiwan (R.O.C.)

電話Tel : 03-331-2677 e-mail: sales@ubiq.com.tw

傳真Fax : 03-335-7412 Website: www.ubiq.com.tw

CR2032電池零組件(殼具4件組)

(下蓋鍍鋁, $\geq 4.8V$)

型號 : CR2032-4PA04

規格 :

1. 組裝後直徑 $\varnothing 20mm$ *高 3.2mm
2. 技術要求 : 組裝後不短路及不洩漏
3. 四件式 :

上蓋-直徑 $\varnothing 19.3mm$ *高 2.86mm

下蓋-直徑 $\varnothing 20.0mm$ *高 2.86mm

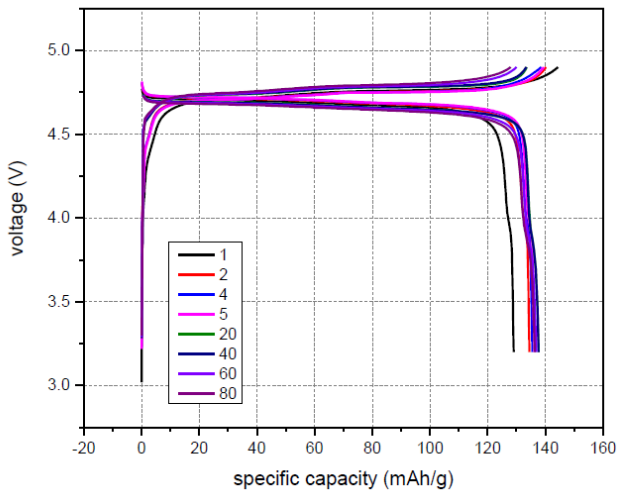
(SUS304不鏽鋼內部鍍鋁)

墊片-直徑 $\varnothing 15.5mm$ *高 0.4mm

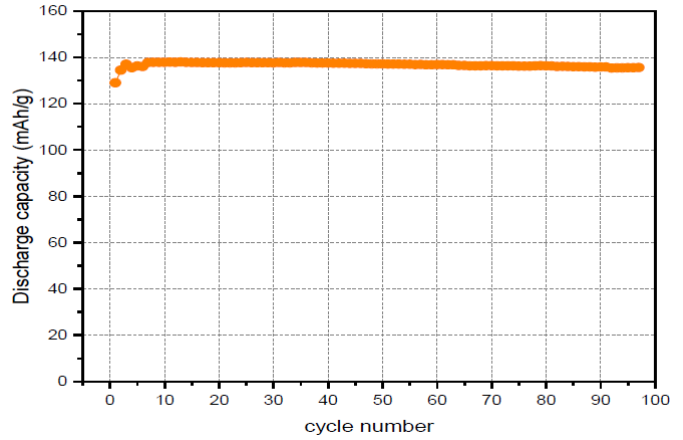
彈片-直徑 $\varnothing 13.0mm$ *高 1.9mm

(以上公差 $\pm 0.1mm$)





1~80次充放電圖



0.2C Charge/Discharge
 穩定的Cycles Life
 0.2C \geq 90 Cycles

產品型號 :CR2032-4PA04

正極:LiNi_{0.5}Mn_{1.5}O₄

負極:Lithium Metal

充電電壓:4.8V (SUS304不鏽鋼+鍍鋁)

殼具:CR2032(上蓋+下蓋鍍鋁+墊片

0.4mm+彈片1.9mm)

註:上圖為客戶自行組裝,實驗測試報告
 僅供參考(本產品僅銷售殼具)

**CR2032四件式
組裝示意圖**




**Upper Cap
(Negative Case)**



**Spring
Washer**



Spacer



**Anode/Lithium
Separator
Cathode**



**Bottom Case
(Positive Case)**



優必克科技股份有限公司
UBIQ Technology Co., Ltd.

330桃園市桃園區大業路一段18號6樓之1

6F.-1, No.18, Sec. 1, Daye Rd., Taoyuan Dist., Taoyuan City 330, Taiwan (R.O.C.)

電話Tel : 03-331-2677 e-mail: sales@ubiq.com.tw

傳真Fax : 03-335-7412 Website: www.ubiq.com.tw

CR2032 Coin Cell Case Set

(Al-Clad Bottom Case, $\geq 4.8V$)

Model : CR2032-4PA04

- **Specifications:**



1. Dimensions (Dia x Height) : $\text{Ø}20\text{mm} \times 3.2\text{mm}$

2. After perfectly crimping, No leakage & No short circuit

3. **4Parts :**

Upper Cap : $\text{Ø}19.3\text{mm} \times \text{Height } 2.86\text{mm}$

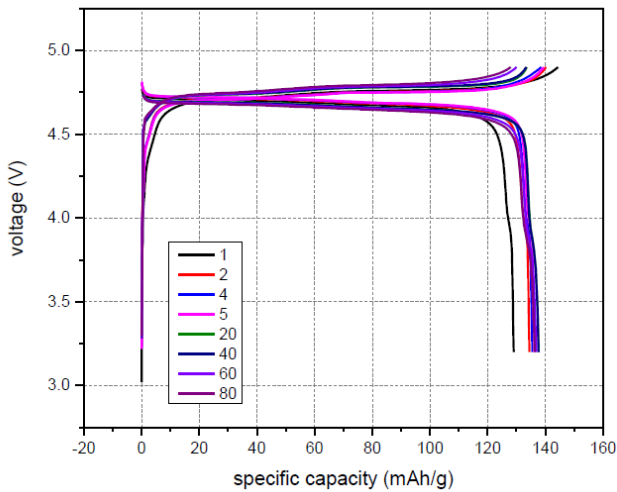
Bottom Case : $\text{Ø}20.0\text{mm} \times \text{Height } 2.86\text{mm}$

(Al-clad)

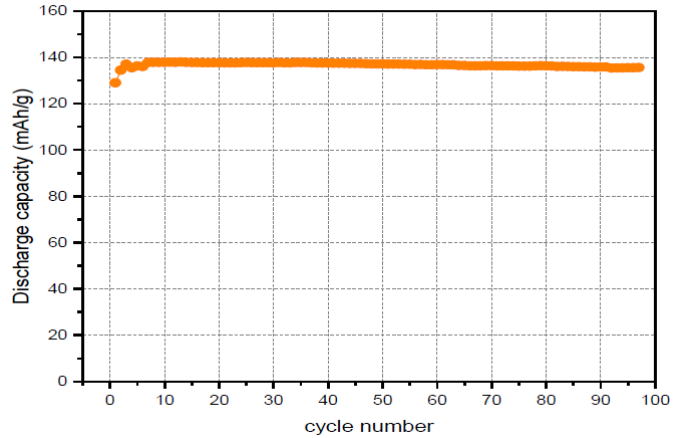
Spacer : $\text{Ø}15.5\text{mm} \times \text{Height } 0.4\text{mm}$

Spring washer : $\text{Ø}13.0\text{mm} \times \text{Height } 1.9\text{mm}$

(Tolerance ± 0.1 mm)



• 1~80 Charge/Discharge Diagram



0.2C Charge/Discharge
Stable Cycles Life
0.2C \geq 90 Cycles

Product Model :CR2032-4PA04

Cathode:LiNi_{0.5}Mn_{1.5}O₄

Arode:Lithium Metal

Charge Voltage:4.8V (SUS304+Al-Clad Bottom Case)

Case:CR2032(Upper Cap+Al-Clad Bottom

Case+Spacer0.4mm+Spring washer1.9mm)

Remarks: The above picture shows the customer's self-assembly, experimental test report.

For reference only (only available for coin cell cases)

**CR2032 coin cell case
set assembly diagram**




**Upper Cap
(Negative Case)**



**Spring
Washer**



Spacer



**Anode/Lithium
Separator
Cathode**



**Bottom Case
(Positive Case)**