



優必克科技股份有限公司  
UBIQ Technology Co., Ltd.

330桃園市桃園區大業路一段18號6樓之1

6F.-1, No.18, Sec. 1, Daye Rd., Taoyuan Dist., Taoyuan City 330, Taiwan (R.O.C.)

電話Tel : 03-331-2677 e-mail: sales@ubiq.com.tw

傳真Fax : 03-335-7412 Website: www.ubiq.com.tw

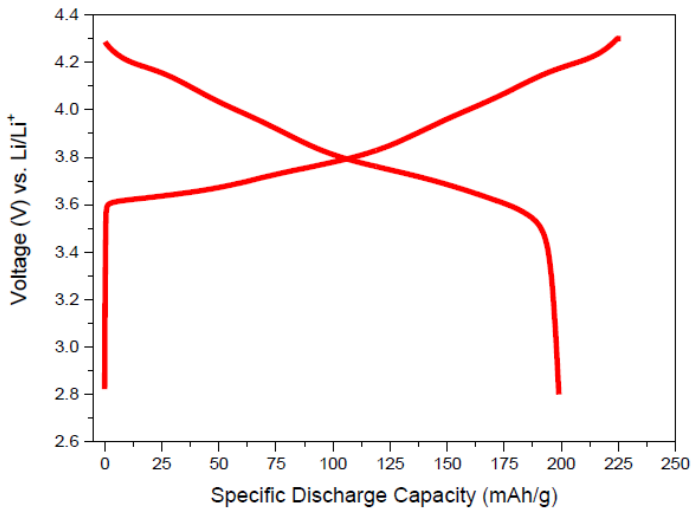
## CR2032鈕扣型電池零組件 (殼具4件組)

型號：CR2032-4P04

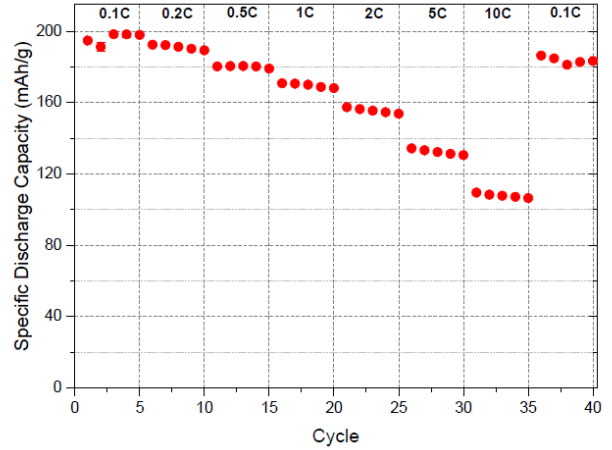
規格：



1. 組裝後直徑  $\text{Ø}20\text{mm}$ \*高 $3.2\text{mm}$
2. 技術要求：組裝後不短路及不洩漏
3. 四件式: 上蓋直徑  $\text{Ø}19.3\text{mm}$ \*高 $2.86\text{mm}$   
下蓋直徑  $\text{Ø}20.0\text{mm}$ \*高 $2.86\text{mm}$   
墊片直徑  $\text{Ø}15.5\text{mm}$ \*高 $0.4\text{mm}$   
彈片直徑  $\text{Ø}13.0\text{mm}$ \*高 $1.9\text{mm}$   
(以上公差  $\pm 0.1\text{ mm}$ )



充放電圖(0.1C)



0.1C~10C Discharge(可達10C放電)

產品型號 :CR2032-4P04

正極:LiNi<sub>0.8</sub>Co<sub>0.1</sub>Mn<sub>0.1</sub>O<sub>2</sub> (NCM811)

負極:Lithium Metal

充電電壓:4.3V (SUS304不鏽鋼)

殼具:CR2032(上蓋+下蓋+墊片0.4mm+彈片1.9mm)

註:上圖為客戶自行組裝,實驗測試報告  
僅供參考(本產品僅銷售殼具)

**CR2032四件式  
組裝示意圖**




**Upper Cap  
(Negative Case )**



**Spring  
Washer**



**Spacer**



**Anode/Lithium  
Separator  
Cathode**



**Bottom Case  
(Positive Case)**



優必克科技股份有限公司  
UBIQ Technology Co., Ltd.

330桃園市桃園區大業路一段18號6樓之1

6F.-1, No.18, Sec. 1, Daye Rd., Taoyuan Dist., Taoyuan City 330, Taiwan (R.O.C.)

電話Tel : 03-331-2677 e-mail: sales@ubiq.com.tw

傳真Fax : 03-335-7412 Website: www.ubiq.com.tw

## CR2032 Coin Cell Case Set

**Model : CR2032- 4P04**



### • Specifications:

1. Dimensions (Dia x Height) : **Ø20mm\*3.2mm**

2. After perfectly crimping, No leakage & No short circuit

#### 3. 4Parts :

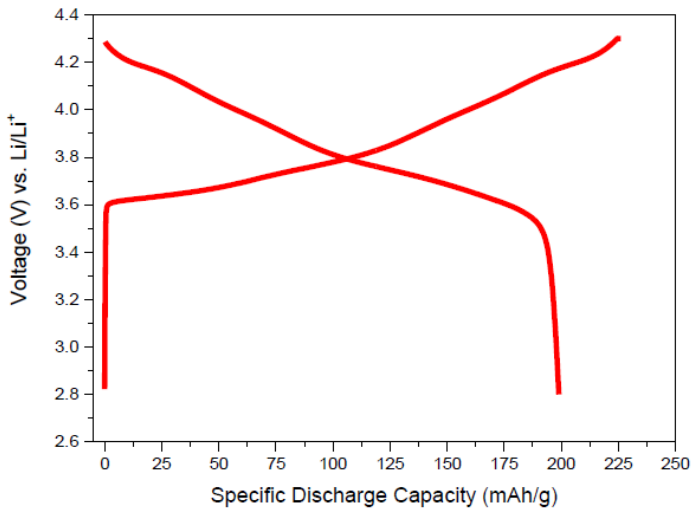
Upper Cap : **Ø19.3mm\*Height 2.86mm**

Bottom case : **Ø20.0mm\*Height 2.86mm**

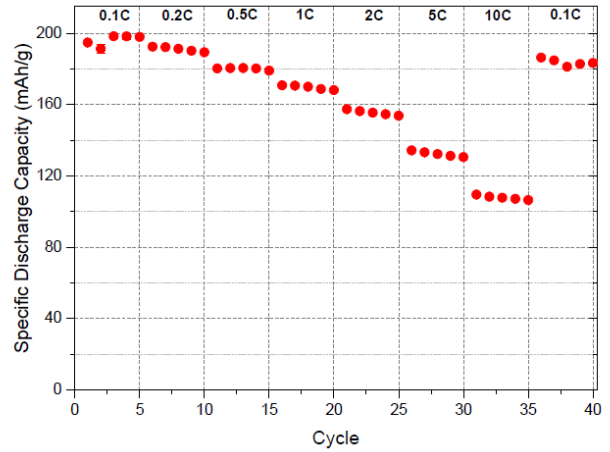
Spacer : **Ø15.5mm\*Height 0.4mm**

Spring Washer : **Ø13.0mm\*Height 1.9mm**

(Tolerance**±0.1 mm**)



**Charge/Discharge Diagram (0.1C)**



**0.1C~10C Discharge  
(UP to 10C Discharge)**

**Product Model :CR2032-4P04**  
**Cathode:LiNi0.8Co0.1Mn0.1O2(NCM811)**  
**Arode:Lithium Metal**  
**Charge Voltage:4.3V (SUS 304 stainless steel)**  
**Case:CR2032(Upper Cap+Bottom**  
**Case+Spacer0.4mm+Spring washer1.9mm)**

**Remarks: The above picture shows the customer's self-assembly, experimental test report.  
 For reference only (only available for coin cell cases)**

**CR2032 coin cell case  
set assembly diagram**




**Upper Cap  
(Negative Case )**



**Spring  
Washer**



**Spacer**



**Anode/Lithium  
Separator  
Cathode**



**Bottom Case  
(Positive Case)**